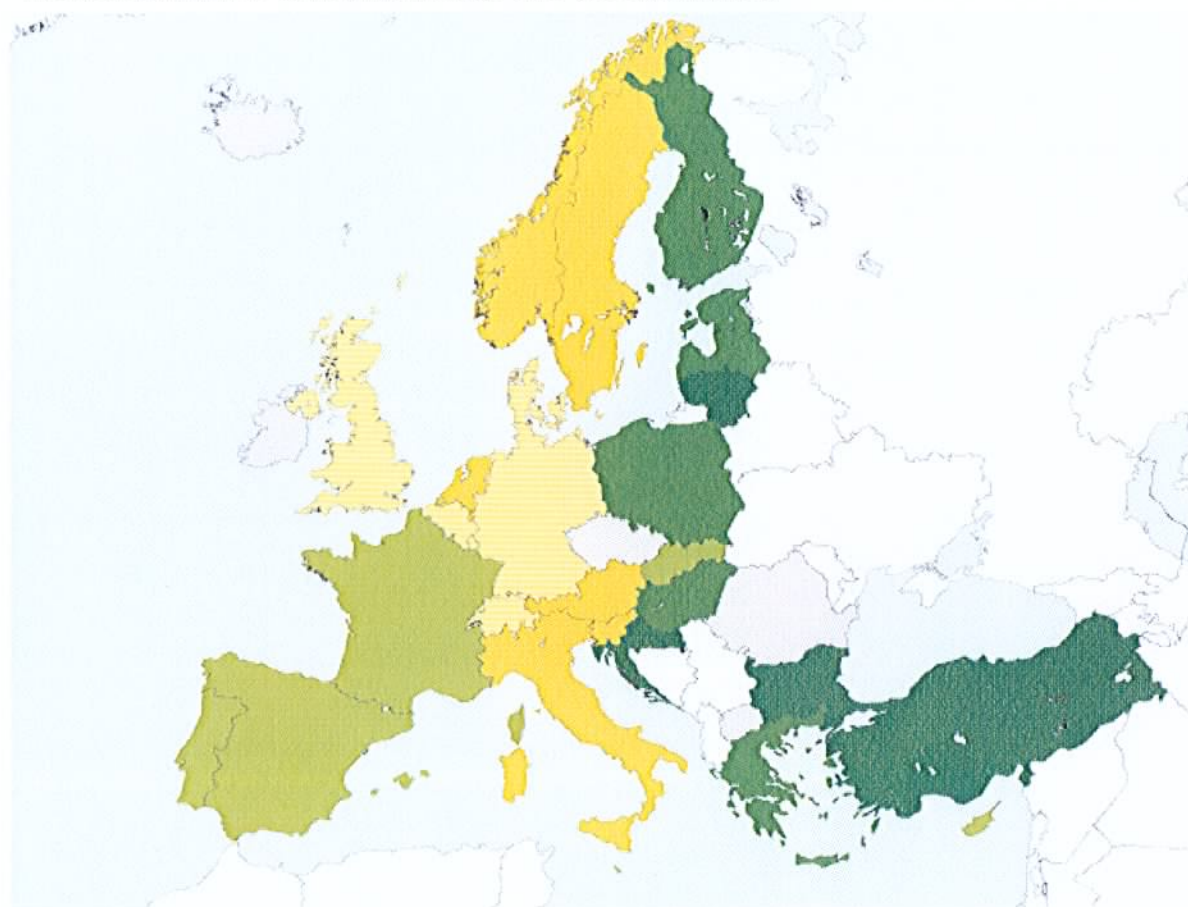


**Gross value added - Agriculture, hunting and fishing**

At current basic prices and current exchange rates (% of all branches)



Legend (Data 2007)

0.4 - 1.3

1.3 - 2.1

2.1 - 2.9

2.9 - 4.2

4.2 - 7.6

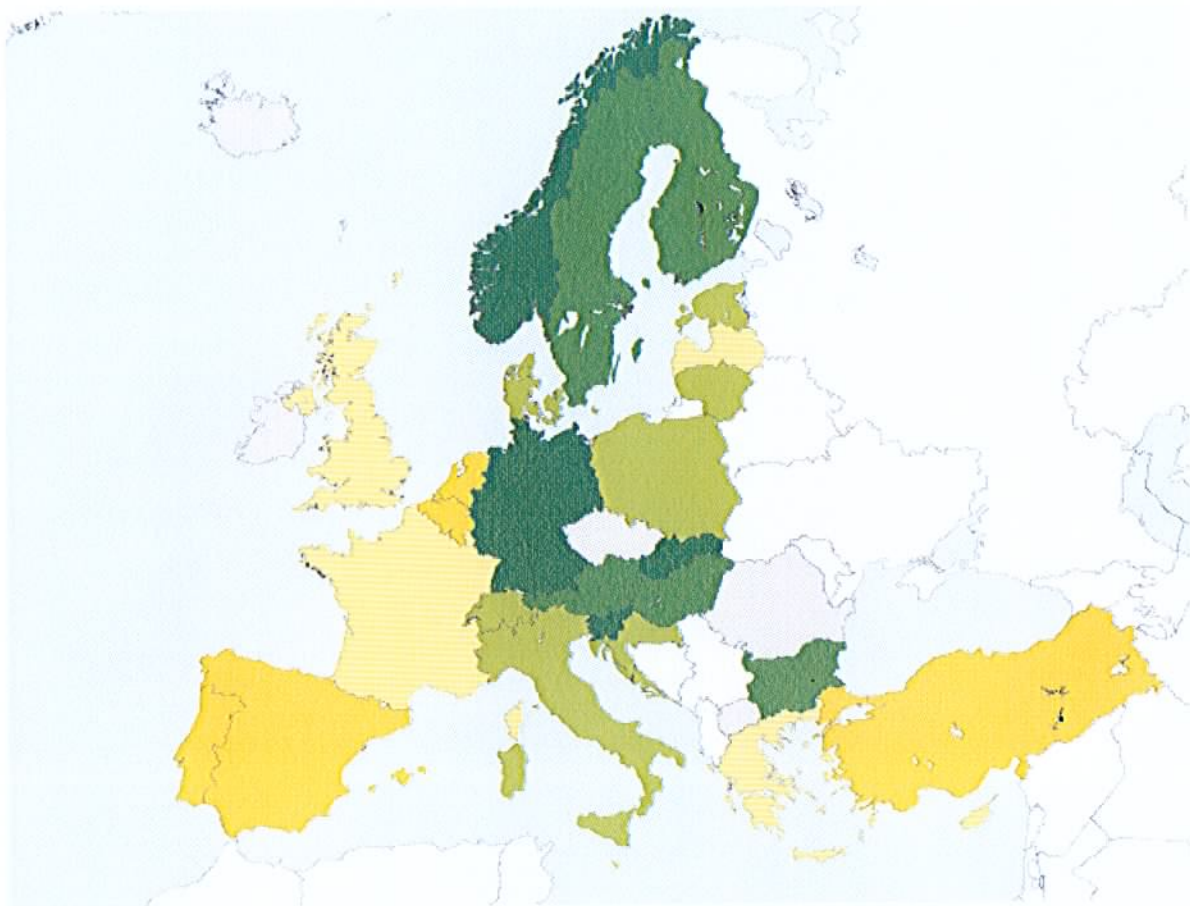
N/A

Minimum value:0.4 Maximum value:7.6 eu25:1.8 eu15:1.7


**Source of Data:** Eurostat**Copyright of administrative boundaries:** ©EuroGeographics, commercial re-distribution is not permitted**Last Update:** 26.08.2008**Date of extraction:** 29 Aug 2008 14:43:57 GMT**Hyperlink to the map:**<http://epp.eurostat.ec.europa.eu/tgm/mapToolClosed.do?tab=map&init=1&plugin=1&language=en&pcode=tec00003&toolbox=legend>**Disclaimer:** This map has been created automatically by Eurostat software according to external user specifications for which Eurostat is not responsible. Footnotes have not been included in the map.**General Disclaimer of the EC:** [http://europa.eu/geninfo/legal\\_notices\\_en.htm](http://europa.eu/geninfo/legal_notices_en.htm)**Short Description:** Gross value added (GVA) is defined as the value of all newly generated goods and services less the value of all goods and services consumed as intermediate consumption. The depreciation of fixed assets is not taken into account. Gross value added is compiled according to the industry that created it. Here, the A6 breakdown derived from the NACE Rev. 1 is used.

**Gross value added - Industry, including Energy**

At current basic prices and current exchange rates (% of all branches)



Legend (Data 2007)



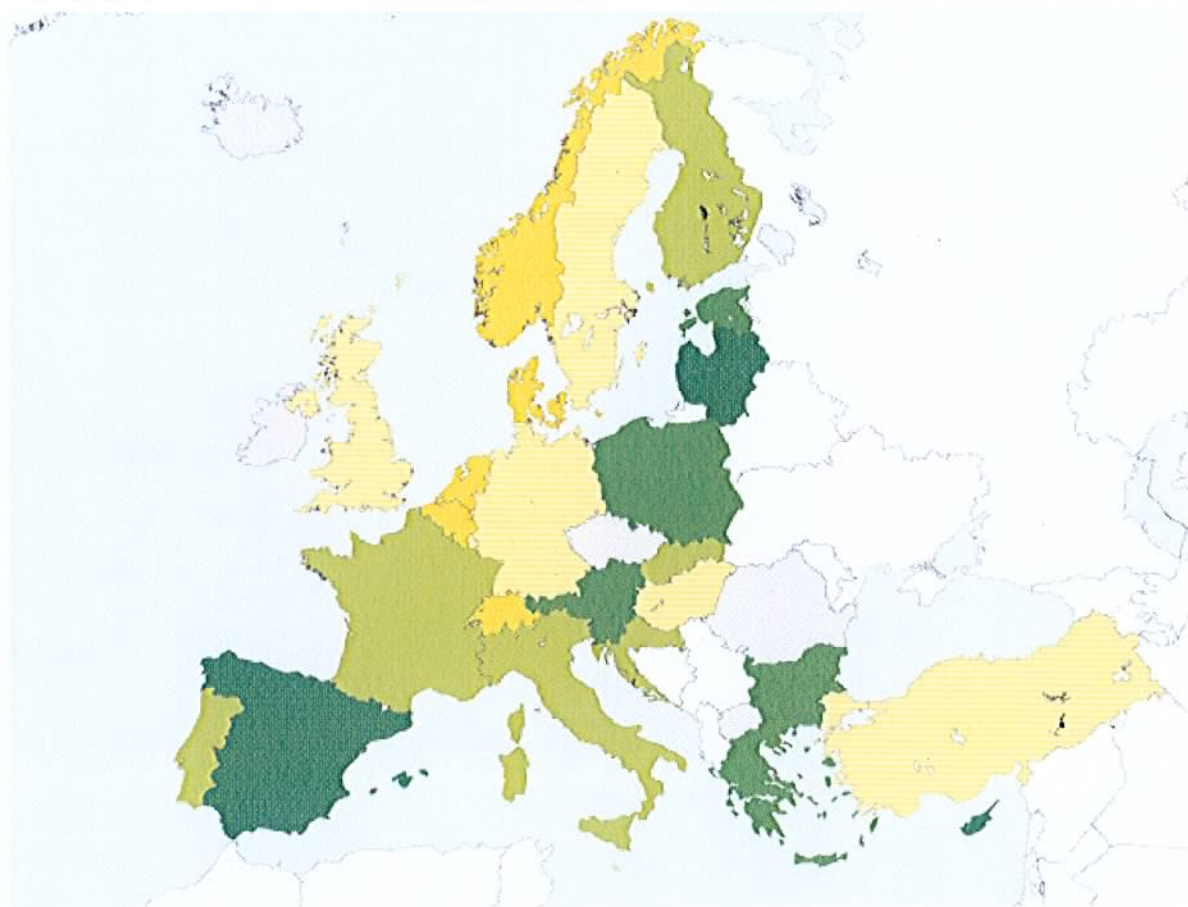
Minimum value:9.3 Maximum value:37.8 eu25:20.0 eu15:19.7

**Source of Data:** Eurostat**Copyright of administrative boundaries:** ©EuroGeographics, commercial re-distribution is not permitted**Last Update:** 26.08.2008**Date of extraction:** 29 Aug 2008 14:42:46 GMT**Hyperlink to the map:**<http://epp.eurostat.ec.europa.eu/tgm/mapToolClosed.do?tab=map&init=1&plugin=1&language=en&pcode=tec00004&toolbox=legend>**Disclaimer:** This map has been created automatically by Eurostat software according to external user specifications for which Eurostat is not responsible. Footnotes have not been included in the map.**General Disclaimer of the EC:** [http://europa.eu/geninfo/legal\\_notices\\_en.htm](http://europa.eu/geninfo/legal_notices_en.htm)**Short Description:** Gross value added (GVA) is defined as the value of all newly generated goods and services less the value of all goods and services consumed as intermediate consumption. The depreciation of fixed assets is not taken into account. Gross value added is compiled according to the industry that created it. Here, the A6 breakdown derived from the NACE Rev. 1 is used.



## Gross value added - Construction

At current basic prices and current exchange rates (% of all branches)



Legend ( Data 2007 )



Minimum value:3.7 Maximum value:12.2 eu25:6.3 eu15:6.2

**Source of Data:** Eurostat

**Copyright of administrative boundaries:** ©EuroGeographics, commercial re-distribution is not permitted

**Last Update:** 26.08.2008

**Date of extraction:** 29 Aug 2008 14:45:32 GMT

**Hyperlink to the map:**

<http://epp.eurostat.ec.europa.eu/tgm/mapToolClosed.do?tab=map&init=1&plugin=1&language=en&pcode=tec00005&toolbox=legend>

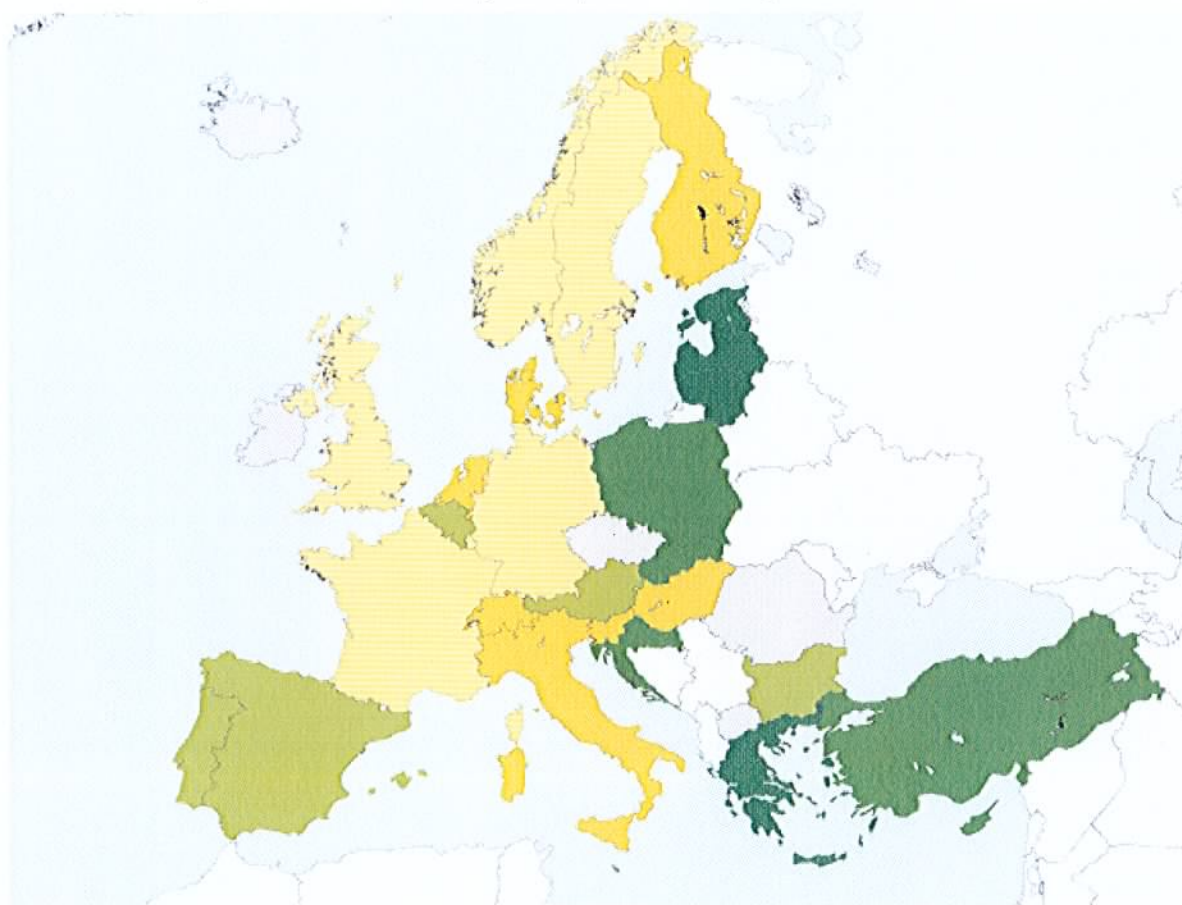
**Disclaimer:** This map has been created automatically by Eurostat software according to external user specifications for which Eurostat is not responsible. Footnotes have not been included in the map.

**General Disclaimer of the EC:** [http://europa.eu/geninfo/legal\\_notices\\_en.htm](http://europa.eu/geninfo/legal_notices_en.htm)


**Short Description:** Gross value added (GVA) is defined as the value of all newly generated goods and services less the value of all goods and services consumed as intermediate consumption. The depreciation of fixed assets is not taken into account. Gross value added is compiled according to the industry that created it. Here, the A6 breakdown derived from the NACE Rev. 1 is used.

## Gross value added - Trade, transport and communication services

At current basic prices and current exchange rates (% of all branches)



Legend (Data 2007)



Minimum value:16.7 Maximum value:33.0 eu25:21.1 eu15:20.8

**Source of Data:** Eurostat

**Copyright of administrative boundaries:** ©EuroGeographics, commercial re-distribution is not permitted

**Last Update:** 26.08.2008

**Date of extraction:** 29 Aug 2008 14:46:08 GMT

**Hyperlink to the map:**

<http://epp.eurostat.ec.europa.eu/tgm/mapToolClosed.do?tab=map&init=1&plugin=1&language=en&pcode=tec00006&toolbox=legend>

**Disclaimer:** This map has been created automatically by Eurostat software according to external user specifications for which Eurostat is not responsible. Footnotes have not been included in the map.

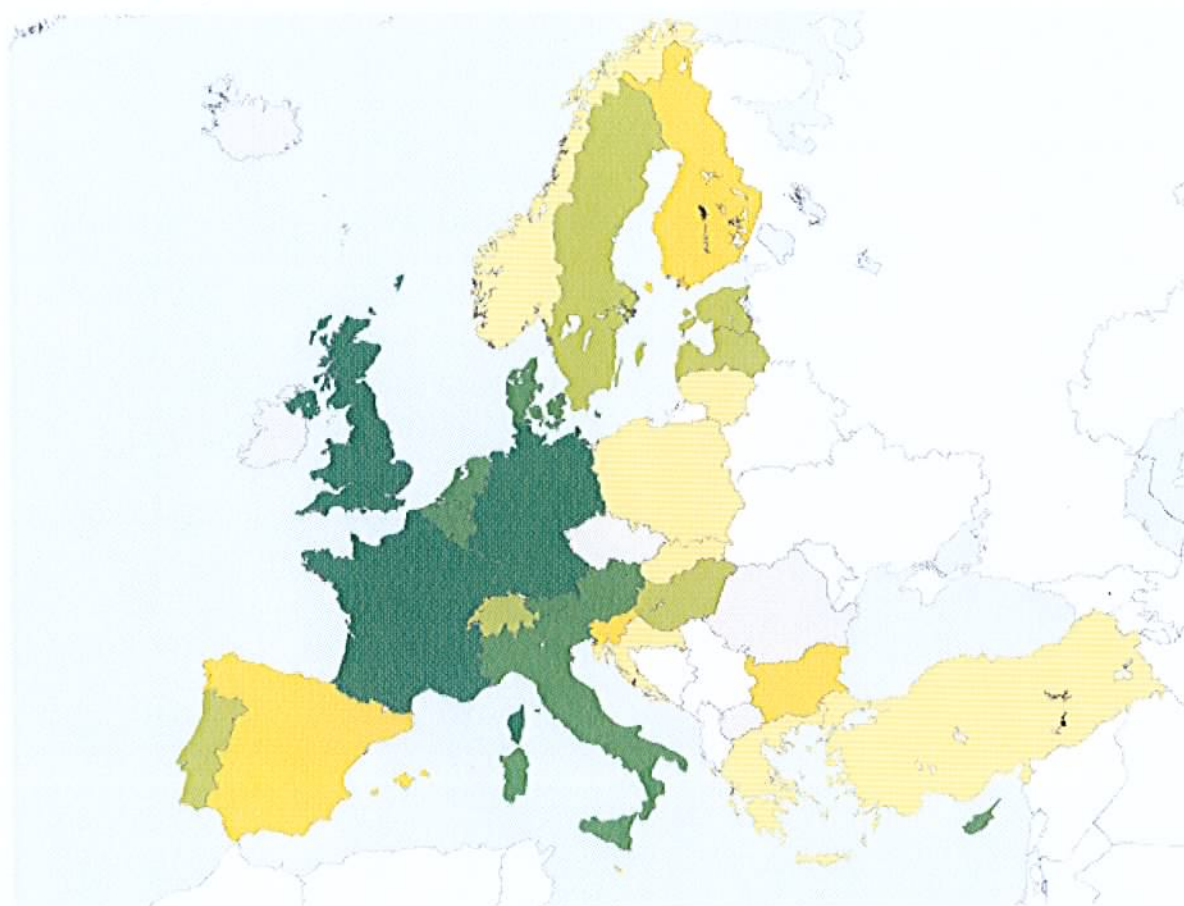
**General Disclaimer of the EC:** [http://europa.eu/geninfo/legal\\_notices\\_en.htm](http://europa.eu/geninfo/legal_notices_en.htm)

**Short Description:** Gross value added (GVA) is defined as the value of all newly generated goods and services less the value of all goods and services consumed as intermediate consumption. The depreciation of fixed assets is not taken into account. Gross value added is compiled according to the industry that created it. Here, the A6 breakdown derived from the NACE Rev. 1 is used.




## Gross value added - Business Activities and financial services

At current basic prices and current exchange rates (% of all branches)



Legend (Data 2007)



Minimum value:14.7 Maximum value:49.0 eu25:28.3 eu15:28.9

**Source of Data:** Eurostat

**Copyright of administrative boundaries:** ©EuroGeographics, commercial re-distribution is not permitted

**Last Update:** 26.08.2008

**Date of extraction:** 29 Aug 2008 14:47:36 GMT

**Hyperlink to the map:**

<http://epp.eurostat.ec.europa.eu/tgm/mapToolClosed.do?tab=map&init=1&plugin=1&language=en&pcode=tec00007&toolbox=legend>

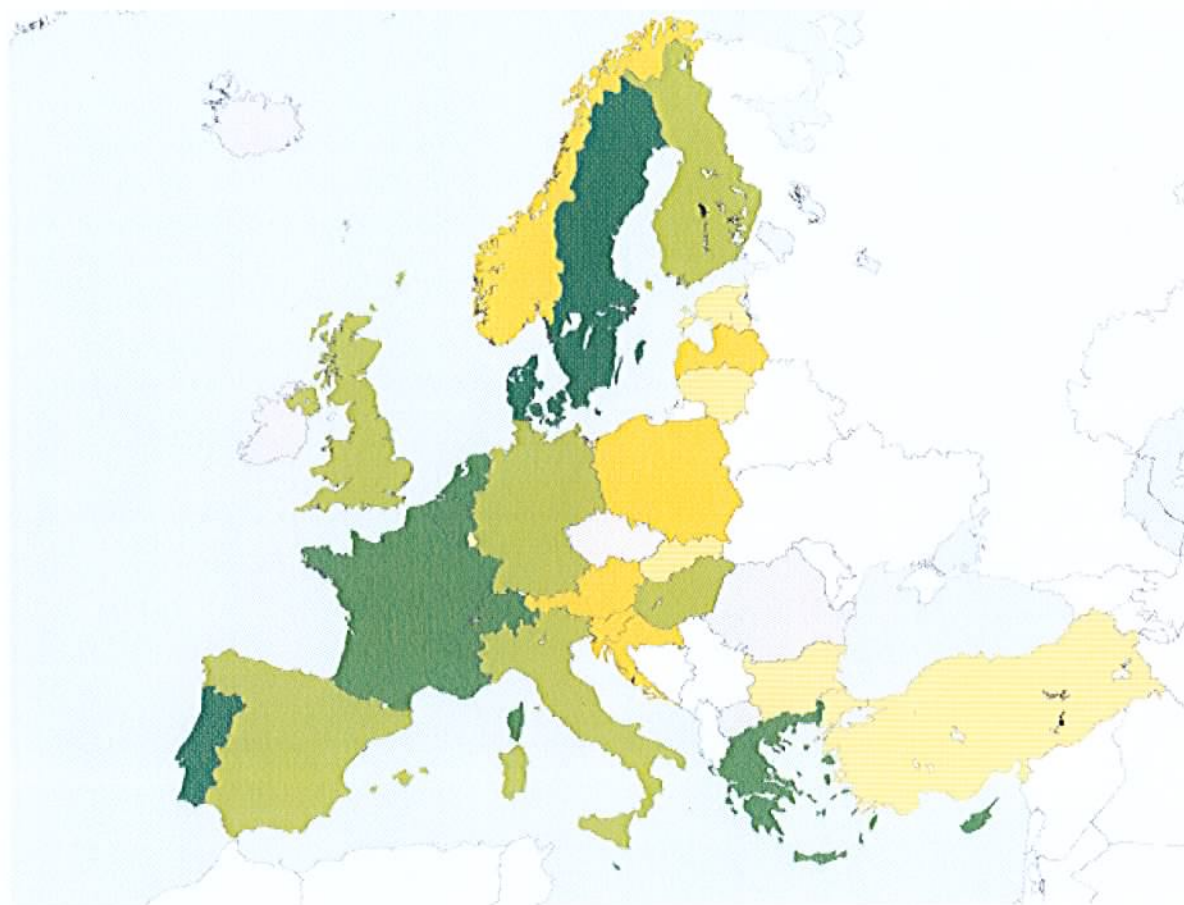
**Disclaimer:** This map has been created automatically by Eurostat software according to external user specifications for which Eurostat is not responsible. Footnotes have not been included in the map.

**General Disclaimer of the EC:** [http://europa.eu/geninfo/legal\\_notices\\_en.htm](http://europa.eu/geninfo/legal_notices_en.htm)


**Short Description:** Gross value added (GVA) is defined as the value of all newly generated goods and services less the value of all goods and services consumed as intermediate consumption. The depreciation of fixed assets is not taken into account. Gross value added is compiled according to the industry that created it. Here, the A6 breakdown derived from the NACE Rev. 1 is used.

## Gross value added - Other services

At current basic prices and current exchange rates (% of all branches)



Legend (Data 2007)



Minimum value:10.1 Maximum value:27.7 eu25:22.4 eu15:22.7

**Source of Data:** Eurostat

**Copyright of administrative boundaries:** ©EuroGeographics, commercial re-distribution is not permitted

**Last Update:** 26.08.2008

**Date of extraction:** 29 Aug 2008 14:44:56 GMT

**Hyperlink to the map:**

<http://epp.eurostat.ec.europa.eu/tgm/mapToolClosed.do?tab=map&init=1&plugin=1&language=en&pcode=tec00008&toolbox=legend>

**Disclaimer:** This map has been created automatically by Eurostat software according to external user specifications for which Eurostat is not responsible. Footnotes have not been included in the map.

**General Disclaimer of the EC:** [http://europa.eu/geninfo/legal\\_notices\\_en.htm](http://europa.eu/geninfo/legal_notices_en.htm)

**Short Description:** Gross value added (GVA) is defined as the value of all newly generated goods and services less the value of all goods and services consumed as intermediate consumption. The depreciation of fixed assets is not taken into account. Gross value added is compiled according to the industry that created it. Here, the A6 breakdown derived from the NACE Rev. 1 is used.